

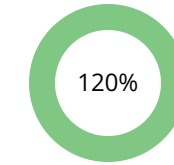
### Goal Summary

- John to retire at 60 in 2031
- Spending before retirement: \$58,440 per year (\$4,870 per month)
- Spending after retirement: \$82,000 per year (\$6,833 per month)

### Assumption Summary

- Life expectancy for John: 95
- Average inflation rate: 2.10%
- Average rate of return before retirement: 5.75%
- Average rate of return after retirement: 5.91%

### Goal Status

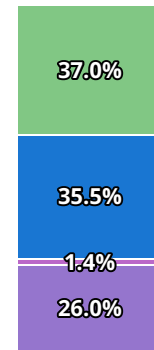


This potentially means:

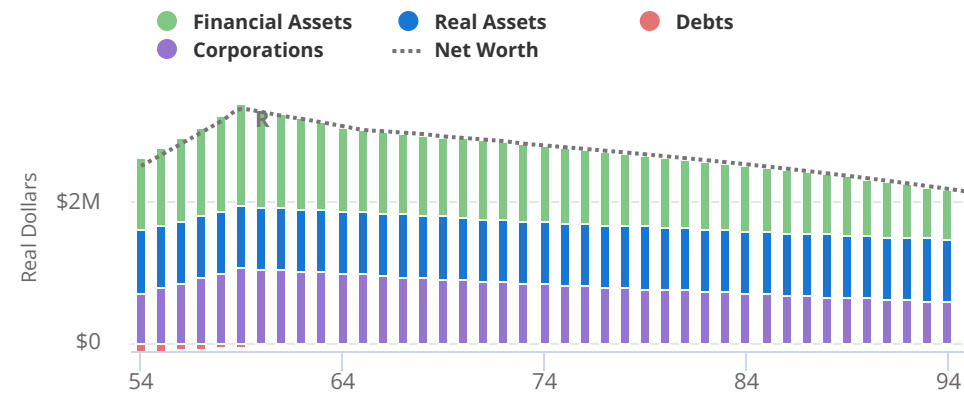
- Retiring 1 years earlier
- Spending \$6,763 more per year
- Saving \$23,735 less per year
- Saving \$125,387 less now

### Net Worth Statement Summary

<b>Financial Assets</b>	\$916,481
Non-Registered	\$258,866
TFSA	\$118,246
Registered	\$539,369
<b>Real Assets</b>	\$880,225
<b>Debts</b>	(\$129,938)
Insurance	\$34,729
Corporations	\$644,767
<b>Net Worth</b>	\$2,346,264



### Net Worth Summary



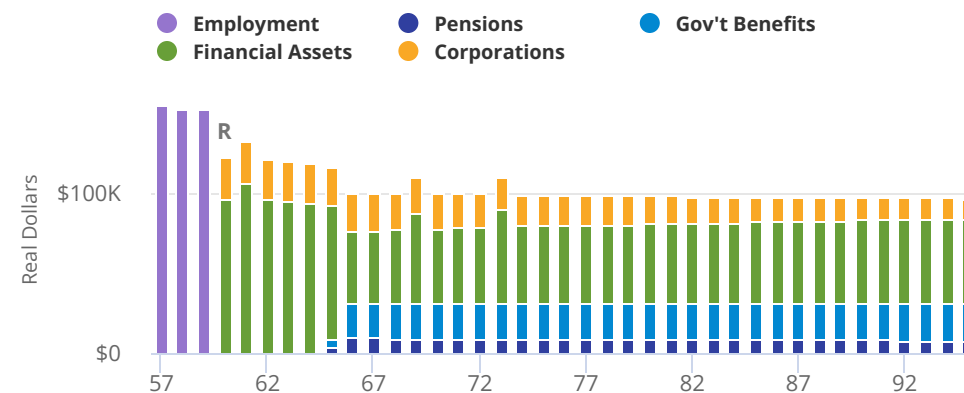
### Estate Summary

Financial Assets	\$1,359,325
Real Assets	\$2,107,049
Debts	\$0
Corporations	\$1,315,930
Insurance Proceeds	\$488,553
<b>Estate Before Tax</b>	<b>\$5,270,857</b>
Tax on Estate	(\$611,706)
<b>Estate After Tax (Nominal)</b>	<b>\$4,659,152</b>
<b>Estate After Tax (Real)</b>	<b>\$1,987,245</b>

### Financial Asset Flows

Year	Age	Non-Registered	TFSA	Registered	Total
2025	54	\$6,000	\$7,000	\$19,843	\$32,843
2026	55	\$6,000	\$7,000	\$19,960	\$32,960
2027	56	\$6,000	\$7,500	\$20,080	\$33,580
2028	57	\$6,000	\$7,500	\$20,201	\$33,701
2029	58	\$6,000	\$7,500	\$20,324	\$33,824

### Retirement Income Summary



### Recommendation Summary

You've got a great job progressing on aspects of the plan within your control:

- Refinance your mortgage to lock in a fixed rate of 4.4%.
- Make an accelerated payment to your mortgage of \$15,000.

Please continue with the following tasks for next year:

- Contribute \$2,400 to your daughter's RESP.
- Contribute \$7,000 to TFSA, \$12,000 to RRSP, and \$6,000 to your Non-Registered accounts.