

# Investment Allocation Report – John & Jane Doe

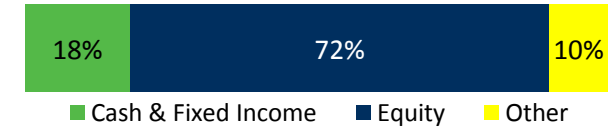
Values as of: March 31, 2018



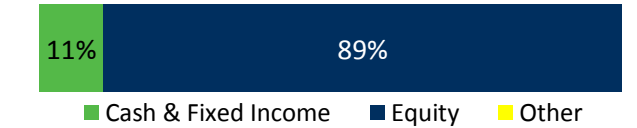
Retirement			
Account	Value		
John RRIF - 123456T	\$550,000		
Jane RRIF - 654321T	\$750,000		
John LIF - 123456W	\$175,000		
<b>TOTAL:</b>	<b><u>\$1,475,000</u></b>		
Purpose:	Income required \$7,000/month		
Liquidity:	Immediate and ongoing		
Risk Profile:	Low to Medium		
Asset Allocation			
Asset Class	Current	Target	Variance
Cash & Fixed Income	31%	30%	1%
Equity	52%	50%	2%
Other	17%	20%	-3%
<b>TOTAL</b>	<b>100%</b>	<b>100%</b>	<b>0%</b>



Contingency			
Account	Value		
John TFSA - 123456K	\$75,000		
Jane TFSA - 654321K	\$75,000		
<b>TOTAL:</b>	<b><u>\$150,000</u></b>		
Purpose:	Future health care costs		
Liquidity:	Potential future need		
Risk Profile:	Medium		
Asset Allocation			
Asset Class	Current	Target	Variance
Cash & Fixed Income	18%	20%	-2%
Equity	72%	70%	2%
Other	10%	10%	0%
<b>TOTAL</b>	<b>100%</b>	<b>100%</b>	<b>0%</b>

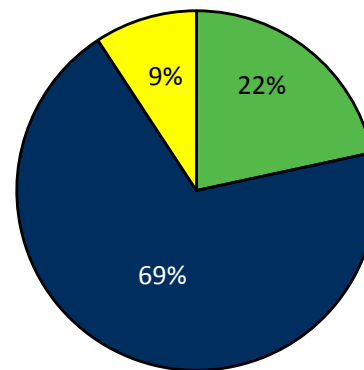


Wealth Transfer			
Account	Value		
Joint Open - 112233A	\$1,250,000		
<b>TOTAL:</b>	<b><u>\$1,250,000</u></b>		
Purpose:	Eventual transfer to family		
Liquidity:	None expected		
Risk Profile:	Medium to High		
Asset Allocation			
Asset Class	Current	Target	Variance
Cash & Fixed Income	11%	10%	1%
Equity	89%	90%	-1%
Other	0%	0%	0%
<b>TOTAL</b>	<b>100%</b>	<b>100%</b>	<b>0%</b>



## CONSOLIDATED ALLOCATION

Asset Class	Allocation
Cash & GICs	1%
Bonds & Other Fixed Income	14%
Preferred Shares	7%
<b>Total Cash &amp; Fixed Income</b>	<b>22%</b>
Canadian Equity	12%
U.S. Equity	32%
International Equity	25%
<b>Total Equity</b>	<b>69%</b>
Other	0%
Commercial Real Estate	9%
<b>Total Other</b>	<b>9%</b>



■ Cash & Fixed Income ■ Equity ■ Other

## CONSOLIDATED VALUE

Portfolio	Value
Retirement	\$1,475,000
Contingency	\$150,000
Wealth Transfer	\$1,250,000
<b>Consolidated Value</b>	<b>\$ 2,875,000</b>